

Scaled data based on original data using
LM-79-08 Approved Method: Electrical and Photometric Measurements of Solid-
State Lighting Products

Test Report Prepared for
Cooper Lighting Solutions
(formerly Eaton)

Brand: McGRAW-EDISON

Report Number: P386762

Luminaire Tested: **GWC-SA2C-722-U-T3-HSS**

Issue Date: 3/3/2020

Test Information

Test Method: LM-79-08
Report Number: P386762
TEST IS SCALED FROM IESNA LM-79-08 TEST DATA (G2-1903-205-15)
Test Lab: INNOVATION CENTER
Issue Date: 3/3/2020
Manufacturer: COOPER LIGHTING SOLUTIONS (FORMERLY EATON)
Product Line: MCGRAW-EDISON
Catalog Number: GWC-SA2C-722-U-T3-HSS
Description: GALLEON WALL LUMINAIRE
(2) 70 CRI, 2200K, 1050mA LIGHTSQUARES WITH 16 LEDS EACH AND TYPE III OPTICS WITH HOUSE SIDE SHIELD
Light Source: -
Ballast/Driver: ELECTRONIC DRIVER

Summary

Lumens per Lamp: N/A
Luminaire Lumens: 7908 lumens
Efficiency: N/A
Efficacy: 71.2 lumens/watt
Luminous Opening: Rectangular (W 1' x L: 0.5' x H: 0')
IES Classification: Type III - Short
BUG Rating: B1 - U0 - G2

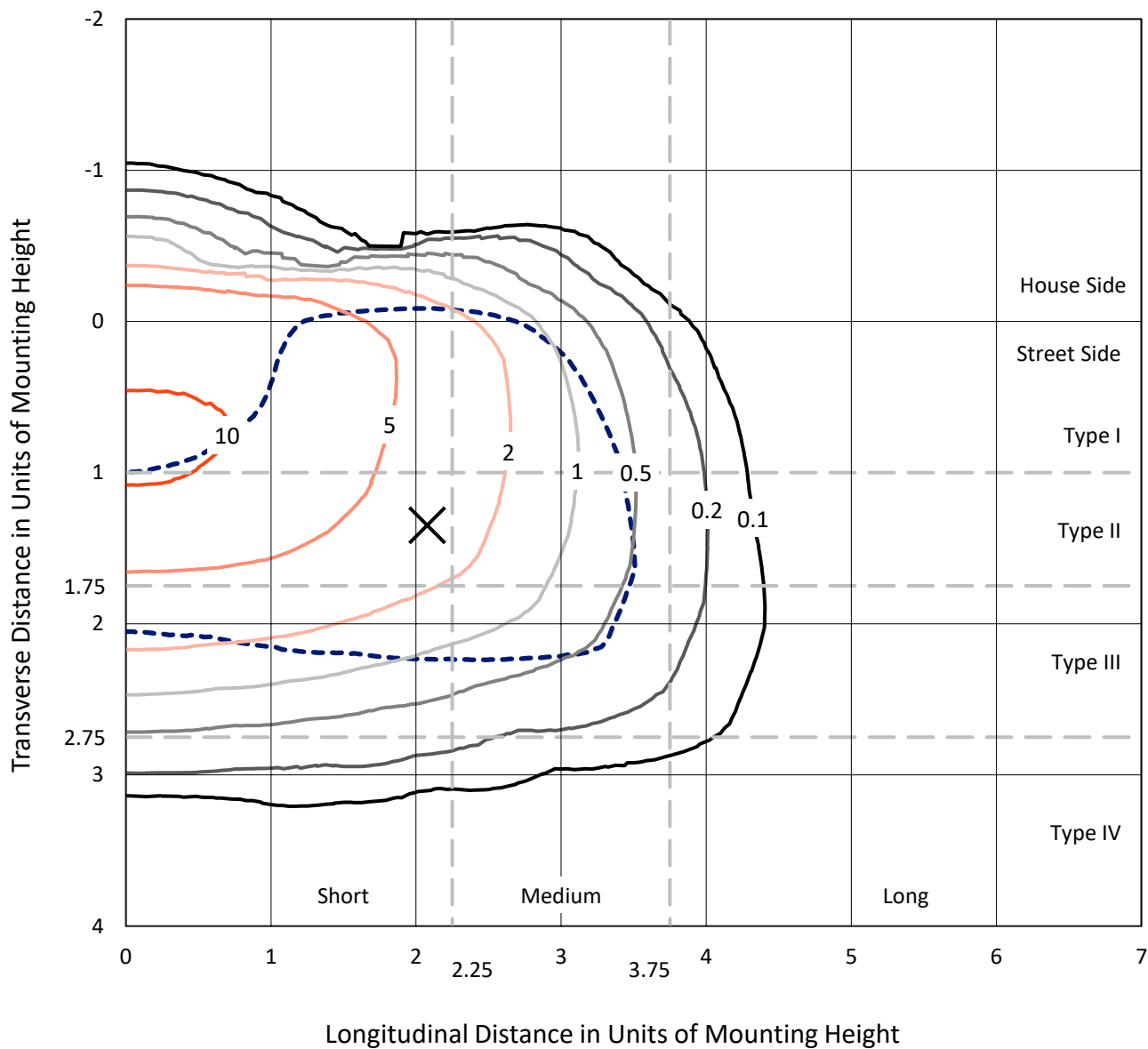
Input Watts (W): 111
Input Voltage (V): NR
Input Current (A_{in}): NR
Voltage Rise (V): NR
Power Factor: NR
Total Harmonic Distortion (THDi): NR
Frequency (hertz): 60
Stabilization Time: NR
Operation Time: NR
Ambient Temperature (°C): NR
Test Distance: 24 FT



REPORT NUMBER: P386762
 CATALOG NUMBER: GWC-SA2C-722-U-T3-HSS

Iso-Footcandle Lines of Horizontal Illumination

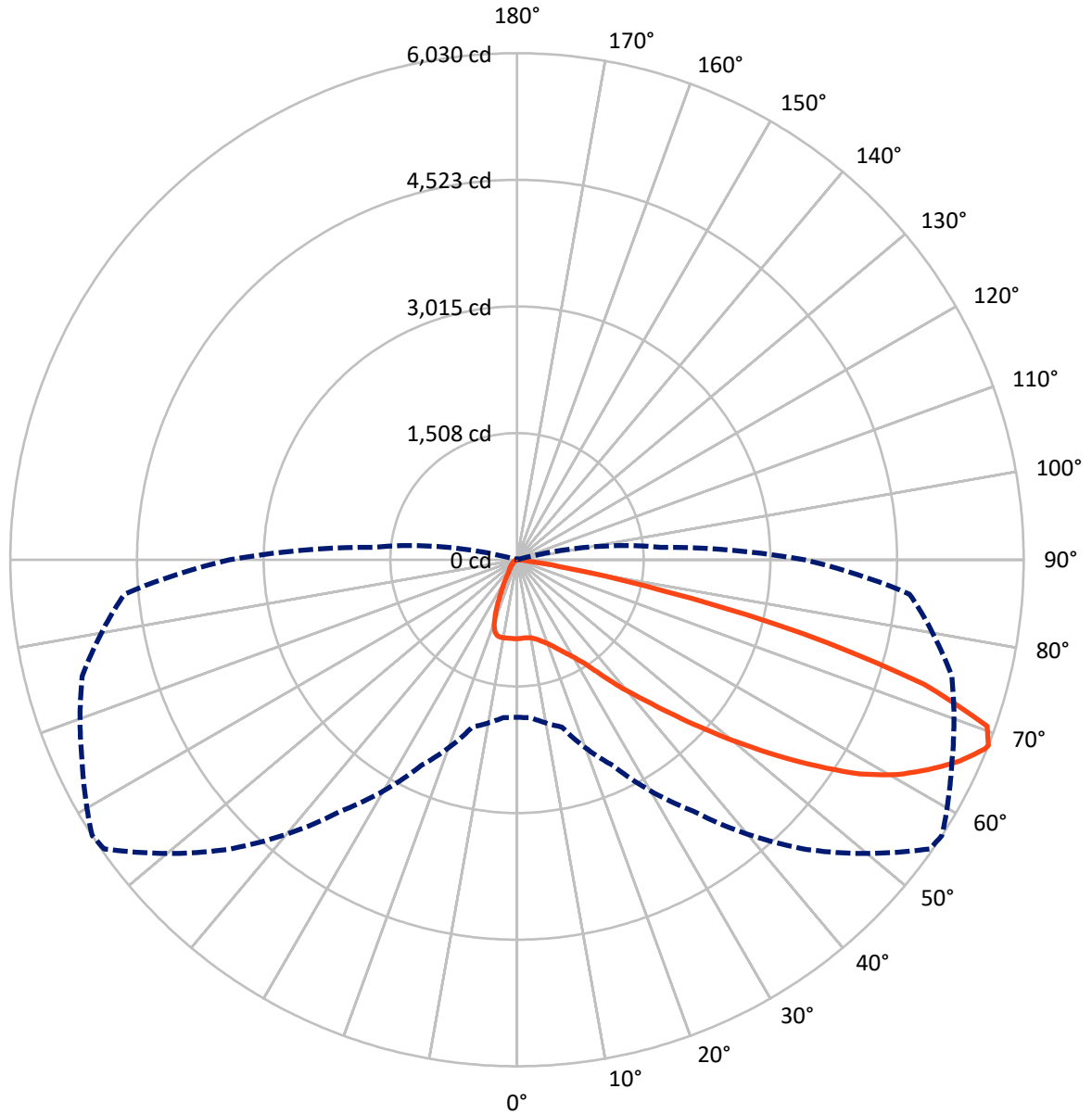
× Max cd
 - - - 1/2 Max cd



Based on 10 foot mounting height. Maximum calculated value = 12.1 fc
 Type III - Short - N/A

REPORT NUMBER: P386762
CATALOG NUMBER: GWC-SA2C-722-U-T3-HSS

Luminous Intensity Polar Plot



— Vertical Plane Through 57-Deg Lateral - - - Horizontal Cone Through 68-Deg Vertical



REPORT NUMBER: P386762

CATALOG NUMBER: GWC-SA2C-722-U-T3-HSS

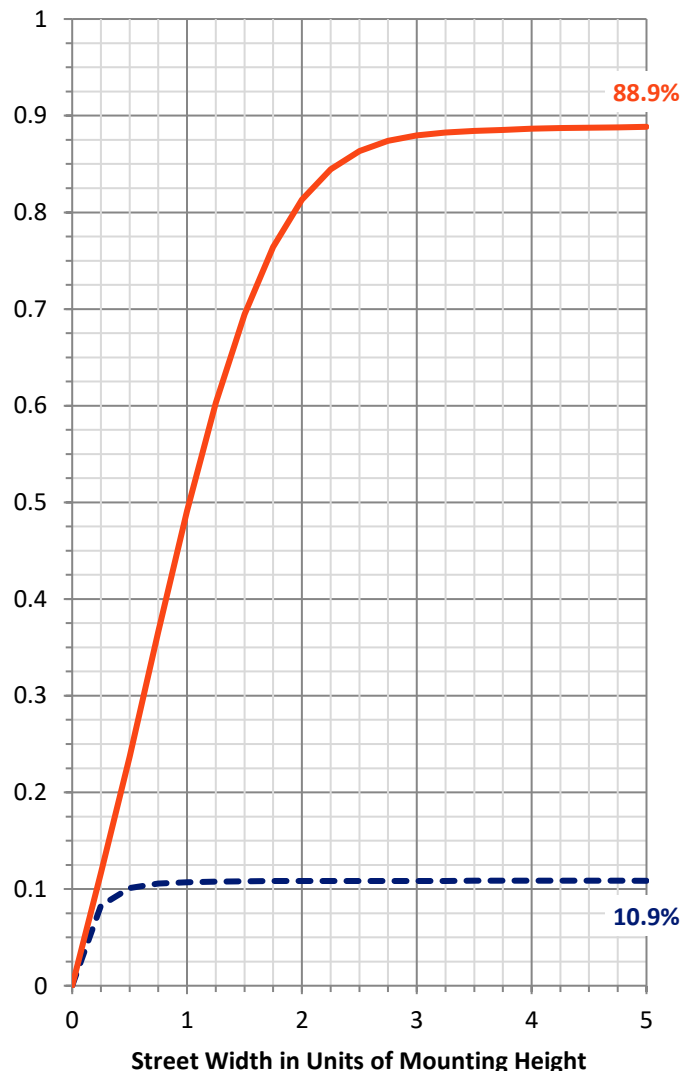
FLUX DISTRIBUTION:

		Downward	Upward	Total
House Side	Lumens	867.2	0.0	867.2
	% Fixture	11.0	0.0	11.0
Street Side	Lumens	7040.8	0.0	7040.8
	% Fixture	89.0	0.0	89.0
Total	Lumens	7908.0	0.0	7908.0
	% Fixture	100.0	0.0	100.0

Coefficient of Utilization

ZONAL LUMENS:

Zone	Lumens	% Fixture
0°-10°	87.9	1.1
10°-20°	243.7	3.1
20°-30°	420.4	5.3
30°-40°	725.6	9.2
40°-50°	1241.1	15.7
50°-60°	1985.6	25.1
60°-70°	2294.2	29.0
70°-80°	876.6	11.1
80°-90°	32.9	0.4
90°-100°	0.0	0.0
100°-110°	0.0	0.0
110°-120°	0.0	0.0
120°-130°	0.0	0.0
130°-140°	0.0	0.0
140°-150°	0.0	0.0
150°-160°	0.0	0.0
160°-170°	0.0	0.0
170°-180°	0.0	0.0
0°-90°	7908.0	100.0
0°-180°	7908.0	100.0



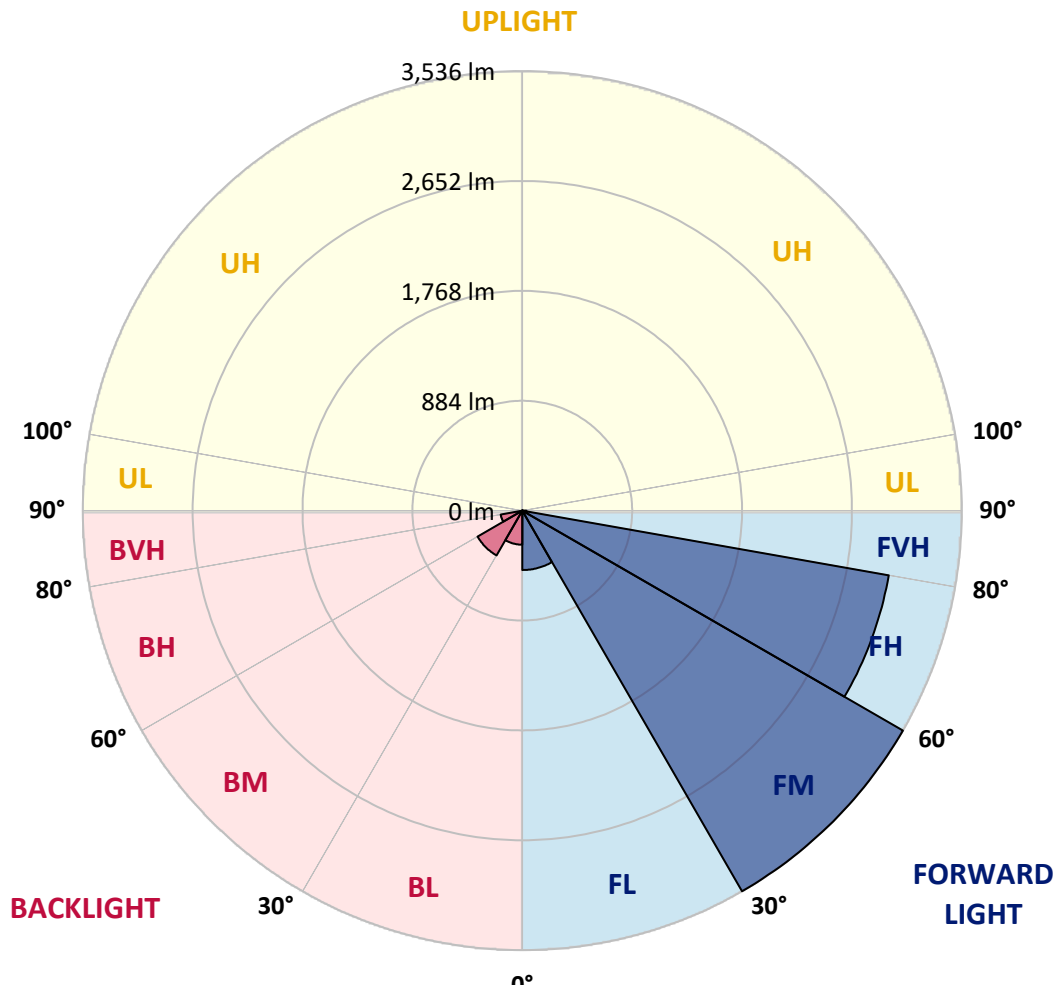
REPORT NUMBER: P386762

CATALOG NUMBER: GWC-SA2C-722-U-T3-HSS

LUMINAIRE CLASSIFICATION SYSTEM LUMEN TABLE AND BUG RATING:

Zone	Lumens	% Fixture	Zone Rating/Lumen Limit		
			B	U	G
FL (0°-30°)	478.0	6.0			
FM (30°-60°)	3536.4	44.7			
FH (60°-80°)	2994.2	37.9			G2/5000
FVH (80°-90°)	32.3	0.4			G1/100
BL (0°-30°)	274.0	3.5	B1/500		
BM (30°-60°)	415.9	5.3	B1/1000		
BH (60°-80°)	176.6	2.2	B1/500		G1/500
BVH (80°-90°)	0.6	0.0			G0/10
UL (90°-100°)	0.0	0.0		U0/0	
UH (100°-180°)	0.0	0.0		U0/0	

BUG Rating: B1-U0-G2
 Type III Short





REPORT NUMBER: P386762
 CATALOG NUMBER: GWC-SA2C-722-U-T3-HSS

CANDELA DISTRIBUTION (FULL):

	0°	5°	15°	25°	35°	45°	55°	57°	65°	75°	85°
0°	939.7	939.7	939.7	939.7	939.7	939.7	939.7	939.7	939.7	939.7	939.7
2.5°	917.6	921.7	924.7	926.6	928.8	933.7	935.2	937.4	938.6	938.6	941.2
5°	881.3	885.8	892.2	897.4	907.9	921.4	931.1	934.8	941.5	947.5	950.9
7.5°	847.7	852.9	860.4	872.7	890.7	912.4	932.6	937.8	950.9	963.6	970.0
10°	826.0	830.1	839.8	857.4	881.0	911.3	939.7	946.0	968.5	989.8	1001.8
12.5°	818.5	822.3	832.4	852.2	881.3	916.9	956.1	965.5	998.4	1029.4	1046.2
15°	829.4	830.1	841.0	859.7	888.5	930.7	983.4	994.6	1036.2	1076.5	1097.5
17.5°	871.3	867.9	873.5	881.7	904.5	949.0	1012.2	1029.0	1084.4	1131.9	1151.7
20°	975.9	975.9	963.2	940.8	941.2	977.4	1051.1	1070.2	1137.9	1192.8	1210.8
22.5°	1155.1	1151.7	1126.3	1071.3	1020.8	1026.4	1098.6	1123.3	1202.2	1260.9	1266.9
25°	1370.4	1366.3	1327.1	1249.7	1162.2	1105.7	1162.9	1191.3	1278.8	1330.8	1318.5
27.5°	1598.5	1595.2	1556.3	1460.2	1335.7	1232.1	1239.6	1266.5	1357.0	1408.2	1368.9
30°	1819.5	1820.7	1782.1	1683.4	1542.4	1393.3	1336.8	1352.5	1432.9	1484.9	1428.8
32.5°	2029.7	2031.2	1997.9	1887.6	1756.0	1580.6	1471.4	1467.3	1521.1	1572.4	1508.0
35°	2217.0	2220.8	2197.9	2112.3	1972.8	1789.2	1646.0	1636.3	1646.4	1704.4	1629.6
37.5°	2397.6	2399.9	2382.7	2310.5	2193.8	2018.5	1866.6	1852.8	1831.1	1875.6	1790.0
40°	2595.4	2589.8	2570.0	2504.6	2404.4	2271.6	2103.7	2079.8	2042.0	2081.7	2000.9
42.5°	2779.4	2773.0	2776.4	2702.4	2617.9	2531.9	2380.0	2338.9	2316.9	2362.5	2259.6
45°	3009.4	3006.0	3017.2	2952.9	2884.5	2822.0	2696.8	2651.9	2642.2	2695.6	2572.6
47.5°	3236.3	3244.6	3279.3	3252.0	3224.4	3169.4	3032.2	3012.0	3018.0	3082.7	2902.8
50°	3425.5	3435.3	3530.6	3562.0	3602.0	3569.9	3432.3	3419.9	3443.5	3501.8	3258.0
52.5°	3562.4	3582.2	3700.8	3845.5	3991.3	4013.0	3875.8	3864.5	3896.3	3905.3	3532.5
55°	3657.4	3675.0	3809.2	4073.9	4370.8	4464.3	4379.1	4335.7	4329.7	4241.1	3821.2
57.5°	3674.2	3672.3	3865.3	4221.6	4668.5	4909.7	4855.8	4813.2	4690.5	4551.4	4152.1
60°	3579.2	3590.1	3814.1	4272.9	4855.4	5246.6	5250.7	5195.3	5004.3	4853.2	4472.9
62.5°	3286.8	3330.9	3557.2	4138.6	4853.2	5382.3	5540.1	5497.9	5269.4	5100.4	4798.2
65°	2812.7	2828.4	3044.1	3678.7	4525.3	5325.5	5800.7	5785.0	5508.3	5340.4	4965.4
67.5°	2054.0	2020.0	2246.6	2896.8	3831.3	4994.2	5987.7	6007.5	5692.7	5389.8	4787.4
68°	1874.5	1884.6	2061.1	2703.5	3649.5	4877.1	6000.0	6030.3	5711.0	5357.6	4690.2
70°	1117.3	1136.7	1294.2	1861.4	2776.4	4214.9	5866.9	5936.1	5601.8	5026.0	4056.7
72.5°	285.3	308.5	457.3	833.1	1585.8	2969.7	4952.7	5069.7	4863.7	4077.3	2738.6
75°	117.4	123.4	163.4	274.5	590.8	1337.9	3264.4	3514.9	3371.7	2441.0	1237.7
77.5°	81.1	85.3	105.1	152.2	255.8	453.6	1600.4	1781.4	1604.9	833.1	270.0
80°	58.3	61.7	75.2	101.3	147.0	161.9	521.6	603.1	479.0	182.9	66.9
82.5°	34.8	37.4	56.1	72.2	89.4	77.4	129.8	147.3	138.7	90.9	29.9
85°	17.2	20.2	37.8	51.6	48.2	32.5	39.6	44.1	54.6	55.3	16.1
87.5°	1.1	2.2	22.1	31.0	13.5	7.5	11.6	14.2	19.4	27.3	6.7
90°	0.0	0.0	0.0	0.0	0.0	0.0	0.0	0.0	0.0	0.0	0.0



REPORT NUMBER: P386762
 CATALOG NUMBER: GWC-SA2C-722-U-T3-HSS

CANDELA DISTRIBUTION (continued):

	90°	95°	105°	115°	125°	135°	145°	155°	165°	175°	180°
0°	939.7	939.7	939.7	939.7	939.7	939.7	939.7	939.7	939.7	939.7	939.7
2.5°	942.3	942.7	940.1	938.9	939.7	935.2	933.3	934.1	934.1	935.2	933.3
5°	951.6	951.6	947.2	941.2	937.8	929.2	923.6	922.1	921.0	920.2	918.7
7.5°	971.8	969.6	961.7	948.7	937.4	918.7	904.5	897.1	893.3	891.8	890.7
10°	1004.4	1000.3	987.2	962.9	937.1	903.8	872.7	850.7	832.4	824.9	820.4
12.5°	1048.1	1042.1	1020.1	979.7	934.4	873.1	805.8	741.1	680.9	656.2	643.9
15°	1098.6	1090.0	1055.2	993.9	919.1	803.9	657.7	544.4	461.1	429.6	416.2
17.5°	1149.8	1138.6	1085.9	1002.9	873.1	660.7	461.4	348.5	292.8	277.8	272.6
20°	1201.4	1185.0	1112.4	996.1	769.2	476.4	304.4	254.6	238.6	234.1	232.6
22.5°	1250.4	1225.0	1136.4	970.0	609.1	319.7	240.8	225.1	219.9	217.3	216.5
25°	1293.0	1257.5	1157.3	889.2	431.1	241.6	216.9	211.6	204.9	200.1	200.4
27.5°	1333.1	1290.0	1170.0	756.1	287.5	206.4	200.8	193.7	181.4	174.3	174.3
30°	1381.3	1333.4	1179.4	581.8	211.6	182.5	178.0	167.1	150.3	141.0	141.0
32.5°	1453.8	1399.2	1173.4	408.3	175.4	160.4	149.9	135.0	116.7	107.7	107.3
35°	1564.9	1500.9	1130.8	267.7	154.8	139.5	122.6	104.3	88.2	80.8	80.4
37.5°	1714.5	1637.1	1035.0	191.5	138.7	120.0	99.8	79.6	67.7	62.8	62.4
40°	1908.5	1795.2	898.2	155.2	123.8	101.3	77.0	61.7	53.5	49.7	50.1
42.5°	2141.5	1964.6	734.0	133.9	109.2	83.4	60.2	48.6	43.4	40.8	40.0
45°	2400.2	2131.8	562.0	119.3	94.6	67.3	47.1	38.5	34.4	32.9	32.9
47.5°	2684.8	2294.4	411.3	106.6	78.9	52.0	37.8	31.4	28.0	26.9	26.5
50°	2943.2	2407.3	296.5	93.1	64.7	41.1	30.7	26.2	23.9	22.4	22.4
52.5°	3158.6	2442.9	218.4	78.5	52.3	32.9	25.4	22.4	20.2	19.1	19.1
55°	3348.1	2428.3	162.3	64.7	42.3	26.9	21.7	19.1	17.2	16.1	16.1
57.5°	3529.9	2381.2	121.2	52.7	34.0	21.7	18.3	16.1	14.2	13.5	13.5
60°	3678.3	2302.6	90.1	42.6	27.3	17.6	15.3	13.1	11.6	10.5	10.5
62.5°	3798.7	2215.9	66.2	35.1	21.7	13.8	12.0	10.8	8.6	7.5	7.5
65°	3799.5	2071.9	49.7	29.2	16.8	10.8	9.0	8.6	5.6	4.5	4.1
67.5°	3524.6	1786.2	38.1	25.1	13.1	8.2	6.7	7.1	3.0	1.9	1.5
68°	3424.8	1713.7	35.9	24.7	12.3	7.9	6.4	7.1	2.6	1.5	1.1
70°	2887.5	1363.3	28.8	23.9	10.8	6.0	5.2	7.1	2.2	1.1	0.7
72.5°	1846.8	791.2	21.3	19.1	8.2	4.5	3.4	6.4	2.2	0.7	0.4
75°	786.0	245.3	14.6	13.5	4.9	3.4	2.2	4.1	1.5	0.4	0.0
77.5°	165.6	55.3	8.6	8.2	3.4	2.2	1.5	1.1	0.4	0.0	0.0
80°	42.6	16.1	4.5	4.1	1.9	1.1	0.7	0.0	0.0	0.0	0.0
82.5°	13.5	6.4	2.6	1.9	0.7	0.0	0.0	0.0	0.0	0.0	0.0
85°	6.7	3.7	1.5	0.7	0.0	0.0	0.0	0.0	0.0	0.0	0.0
87.5°	3.7	1.1	0.4	0.0	0.0	0.0	0.0	0.0	0.0	0.0	0.0
90°	0.0	0.0	0.0	0.0	0.0	0.0	0.0	0.0	0.0	0.0	0.0

Signify Classified - Internal
Cooper Lighting Solutions Photometric Lab
1121 Highway 74 South
Peachtree City, GA 30269

Scaled Data Report



Report Generated By 670245982

Signify Classified - Internal
Cooper Lighting Solutions Photometric Lab
1121 Highway 74 South
Peachtree City, GA 30269

Scaled Data Report



Signify Classified - Internal
Cooper Lighting Solutions Photometric Lab
1121 Highway 74 South
Peachtree City, GA 30269

Scaled Data Report



Signify Classified - Internal
Cooper Lighting Solutions Photometric Lab
1121 Highway 74 South
Peachtree City, GA 30269

Scaled Data Report



Signify Classified - Internal
Cooper Lighting Solutions Photometric Lab
1121 Highway 74 South
Peachtree City, GA 30269

Scaled Data Report



--- HS — SS

Signify Classified - Internal
Cooper Lighting Solutions Photometric Lab
1121 Highway 74 South
Peachtree City, GA 30269

Scaled Data Report



u

Signify Classified - Internal
Cooper Lighting Solutions Photometric Lab
1121 Highway 74 South
Peachtree City, GA 30269

Scaled Data Report



Signify Classified - Internal
Cooper Lighting Solutions Photometric Lab
1121 Highway 74 South
Peachtree City, GA 30269

Scaled Data Report



(END OF REPORT)